






Area of Learning	Week 1 6/11/2023	Week 2 13/11/23	Week 3 20/11/23	Week 4 27/11/23	Week 5 4/12/23	Week 6 11/12/23
TOPIC	<b>Celebrations</b> <b>Diwali</b> <b>Bonfire</b> <b>Remembrance</b>	<b>Autumn animals</b>	<b>Autumn Animals</b>	<b>Christmas</b>	<b>Christmas</b>	<b>Christmas</b>
NUMBER	6	7	8	9	10	Recap
SHAPE	Rectangle	Oval	Hexagon	Octagon	Circle Square triangle	Recap
Colour	Orange	Purple	Pink	Grey	Brown	Recap
Season	Autumn	Autumn	Autumn	Autumn	Autumn	Autumn
Concept Cat's Word	Wet	Taller	Next	Behind	Night	Recap

<p>IDEAS FOR PARENTS</p>	<p><b>Celebrations Diwali Bonfire Remembrance</b></p> <p>This week we will be exploring the festival of light, Diwali. We will use the story of Rama and Sita to develop understanding and use nonfictional clips on CBeebies of children and families celebrating this festival. A link to the clip can be found below</p> <p><a href="#">Diwali - CBeebies</a> - <a href="#">BBC</a> Listen to the clip with your child, talk about what you both saw. Ask I wonder questions to prompt your child's thinking. Can they think about any celebrations you as a family participate in? What traditions do you do at this time? This week</p>	<p><b>Autumn animals</b></p> <p>Your child should have come home with an Autumn treasure hunt bag, please use this as an opportunity to explore nature's treasures. Please bring to bag of items back into preschool so that we can continue the investigations.</p> <p>I wonder how the different animals move. Do they move quickly? Slowly? Are they jumpy? Ask your child to move in different ways by thinking about the ways that animals move. Encourage balance, such as hopping and standing on one foot.</p> <p>Follow this link for your child to have a go at some autumn themed yoga. <a href="#">Kids Yoga For Autumn!</a>  Yoga</p>	<p><b>Autumn animals</b></p> <p>We will be looking at 'That's not my...' books this week, we will be looking at the autumn British animals and exploring the textures.</p>  <p>You may like to create an animal using natural materials or using collage material.</p> 	<p><b>Christmas</b></p> <p>We will be starting to write the children's letters to Santa this week, we will be encouraging mark making and having their own ideas. We will be talking about their initial letter sound for their name when they sign the letter, please encourage your child to learn their letter sound and other letter sounds by emphasising the beginning sounds of names and words.</p> <p>To link with letter writing here is the story of the Jolly postman that you may wish to listen to with your child. Encourage your child to think</p>	<p><b>Christmas</b></p> <p>Our number this week is the big number 10! We will be reciting numbers 0-10, looking at ways of representing 10, such as using our fingers or making marks on paper (tally marks and writing 10). We are also checking the children's knowledge on the shapes, triangle, square and circle. We will be talking about their characteristics. To extend this learning at home you could go on a shape hunt in your house!</p> <p>Share some past memories with</p>	<p><b>Christmas</b></p> <p>Walk around the community, notice the decorations, trees, and lights.</p> <p>We are sure that on the run up to Christmas you will share some special moments with your children and family, we would love to see these, please send photographs on Tapestry so we can all share on the big screen together. The children love to look at each other's photographs and it also is a great conversation starter!</p>
--------------------------	--	---	---	---	---	---

	<p>we will also be looking at the significance of the poppy and why we wear poppies as a sign of respect. A good clip in relation to this is as follows, <a href="#">"Poppies" on CBeebies - Children's Remembrance Day 2 Minutes' Silence Alternative - YouTube</a></p> <p>This has no talking, just music, how does the music make your child feel? You may like to create a poppy with your child and then your child can bring it in to preschool.</p>	<p><a href="#">Club (Week 63)   Cosmic Kids Yoga - YouTube</a></p> <p>We are examining an oval this week, when looking at the characteristics of an oval we encourage language such as, 'it is a squashed circle' and 'it has one curved edge'.</p>	<p>We will also be investigating what hibernation means and taking part in practical activities to help secure this knowledge.</p> <p>The number this week is 8, can your child independently count to 8? Encourage touch counting whilst counting, you could use toys lined up to do this. Can they make marks to represent numbers? They may not be recognisable numbers to you and I but to your child it will be, praise all efforts.</p>	<p>about the characters in the story and the setting of the story. <a href="#">The Jolly Christmas Postman   Picture Story Book for Kids   Read aloud bedtime stories - YouTube</a></p> <p>Nativity will be in full practice please encourage your child to sing the songs at home, praise all efforts.</p>	<p>your child about your Christmases growing up, look and photographs together, this helps embed the understanding of family history and also community.</p>	<p>Involve your child in getting ready for Christmas as much as possible, can they help lay the table, help wrap some presents, baking? When baking talk about the ingredients and the measurements used. Show your child a recipe book to extend knowledge of different types of books.</p> <p><b>But most of all, enjoy your Christmas together and make lots of precious memories.</b></p>
--	--	---	---	---	--	---

SCHOOL READY IDEAS FOR THIS TERM – To independently come in from the door in the morning and do their jobs – coat, snack and name. Begin to recognise their name. Confidently put on own coat and shoes.